
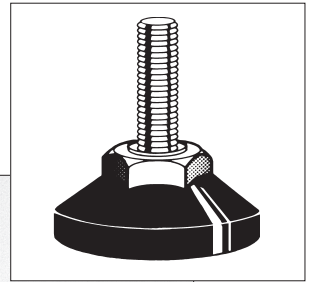


# Rigid Adjustable Feet & Furniture Glides



## Rigid

Base Dia.	Base Height to Thread	Stem Size	Reference
*25.0mm	16mm	M.6 x 25.0mm	5221-1
38.0mm	16mm	M.6 x 25.0mm	5223-1

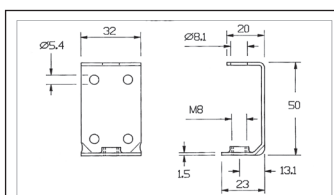
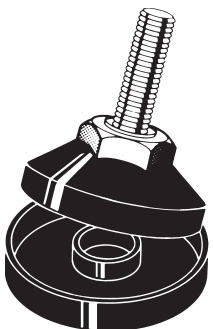
*25.0mm	14mm	M.8 x 25.0mm	G27630
34.0mm	11mm	M.8 x 33.0mm	G23780
38.0mm	16mm	M.8 x 25.0mm	38M8
38.0mm	16mm	M.8 x 37.5mm	5239-1
38.0mm	16mm	M.8 x 50.0mm	5239-1-50
38.0mm	16mm	M.8 x 100.0mm	5243-1-99
50.0mm	8mm	M.8 x 35.0mm	5254-1
80.0mm	13mm	M.8 x 40.0mm	5230-1

30.0mm	9mm	M.10 x 40.0mm	5210-1
*38.0mm	18mm	M.10 x 50.0mm	5260-1
47.5mm	18mm	M.10 x 45.0mm	5308-1
47.5mm	18mm	M.10 x 70.0mm	5356-1

47.5mm	18mm	M.12 x 45.0mm	5310-1
63.0mm	20mm	M.12 x 42.0mm	6748-3

### \*NON-SLIP SHOES

Two sizes of black thermoplastic rubber to fit over the bases of the 25mm and 38mm feet. They give a firm non-slip footing.



### BRACKET

For use with all of the M.8 threaded feet.

## Decorative

Base Dia.	Base Height to Thread	Stem Size	Reference
35.0mm	17mm	M.8 x 20.0mm	B0306
45.0mm	22mm	M.10 x 45.0mm	B0307

### DECORATIVE

Highly polished, chrome plated metal tops.

## Static Loading

Base Dia.	Thread Size	Static Loading
25.0mm	M.6	50kg
25.0mm	M.8	50kg
30.0mm	M.10	150kg
34.0mm	M.8	60kg
38.0mm	M.6	50kg
38.0mm	M.8	100kg
38.0mm	M.10	150kg
47.5mm	M.10	300kg
47.5mm	M.12	300kg
50.0mm	M.8	100kg
63.0mm	M.12	150kg

## Rotables

Base Dia.	Fixing	Reference
65.0mm	M.8 x 20.0mm (Stem Fixing)	221-D1 (M.8)
65.0mm	M.10 x 15.0mm (Stem Fixing)	221-D1 (M.10)
65.0mm	32.0 x 32.0mm (Plate Fixing)	221-D3
65.0mm	25.0 x 10.0mm socket (Wood Fixing)	221-D1-J1345
65.0mm	Base Only	221-BASE