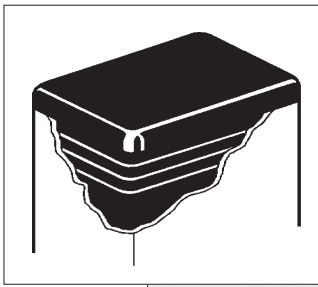


Rectangular Tube Inserts



Rectangular (Imperial)

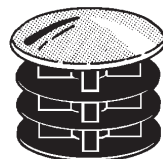
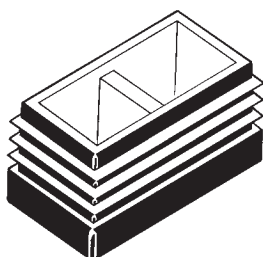
Tube Size	Tube Gauge	Colour	Reference
* 1" x 1/2"	(16-18)	Black	C50339/1
* 1" x 1/2"	(16-18)	White	C50339/2
1.1/4" x 5/8"	(16-18)	Black	7980/1
1.1/4" x 5/8"	(16-18)	White	7980/2
* 1 3/8" x 5/8"	(16-18)	Black	R51555/1
* 1 3/8" x 5/8"	(16-18)	White	R51555/2
1 1/2" x 1/2"	(18)	Black	C50671
1 1/2" x 3/4"	(14-18)	Black	R52183/1
1 1/2" x 3/4"	(14-18)	White	R52183/2
* 1 1/2" x 1"	(14-20)	Black	C51389/2
* 1 1/2" x 1"	(14-20)	White	C51389/3
2" x 1"	(10-14)	Black	E211014
2" x 1"	(10-14)	White	R51759/2
* 2" x 1"	(16-18)	Black	E211420
2" x 1"	(16-18)	White	A4299EA
* 2 1/2" x 1"	(16-18)	Black	R51370/1
* 2 1/2" x 1 1/2"	(12-16)	Black	R50162
* 3" x 1"	(14-16)	Black	A3916TA

* TEXTURED HEAD FINISH

Rectangular (Metric)

Tube Size	Tube Gauge	Colour	Reference
30mm x 15mm	(1.5-2.0)	Black	12655
30mm x 15mm	(1.5-2.0)	White	12655/2
40mm x 20mm	(1.5-2.0)	Black	M52493
40mm x 20mm	(1.5-2.0)	White	M52493/2
50mm x 30mm	(1.5-2.5)	Black	E50301530
50mm x 30mm	(1.5-2.5)	White	M52602/2
* 60mm x 20mm	(1.0-2.0)	Black	A4090TA
* 60mm x 30mm	(1.5-3.0)	Black	M52655/1
* 60mm x 30mm	(1.5-3.0)	White	M52655/2
60mm x 40mm	(2.5-3.5)	Black	M52754
60mm x 40mm	(2.0-3.5)	White	M52754/2
* 75mm x 25mm	(1.5-2.0)	Black	A3916TA
* 80mm x 40mm	(1.5-3.0)	Black	M52657
* 80mm x 40mm	(1.5-3.0)	White	M52657/2
* 100mm x 40mm	(2.0-4.0)	Black	M52674/1
* 100mm x 40mm	(2.0-4.0)	White	M52674/2
* 100mm x 50mm	(2.0-4.0)	Black	M51882

* TEXTURED HEAD FINISH



Chromed Metal Capped

Tube Size	Tube Gauge	Colour	Reference
25mm O/D	(14-18)	Chrome	B3744
25mm x 25mm	(14-18)	Chrome	B3745

CHROMED

Plastic inserts with chrome plated metal tops. Additional sizes to special order.